

Maddie's Completed Targeted Spay/Neuter Projects

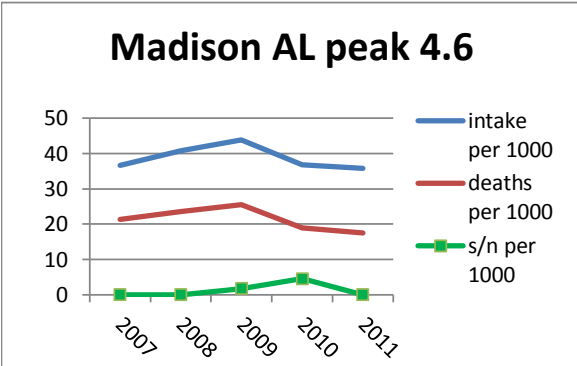
	Grant \$	total surgeries	\$/surgery	population	years	s/n per 1000 per year
all	\$17,284,187	294,714	\$58.65			
California	\$12,807,943	224,742	\$56.99	37,253,956	3	2.01

Maddie's® Spay/Neuter Project in Madison County, Alabama

Date: 2009 - 2011

\$111,385 1,943

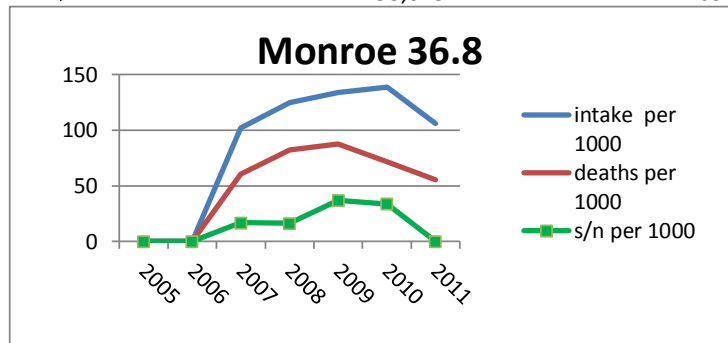
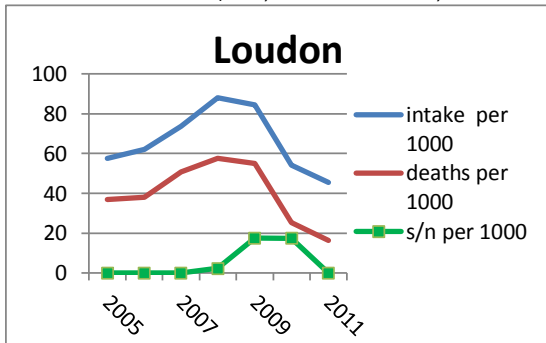
\$57.33 304,307 2 3.19



Maddie's® Spay/Neuter Project in Loudon and Monroe Counties, Tennessee Date: 2008 - 2010

\$220,000 4,101

\$53.65 93,075 2 22.03

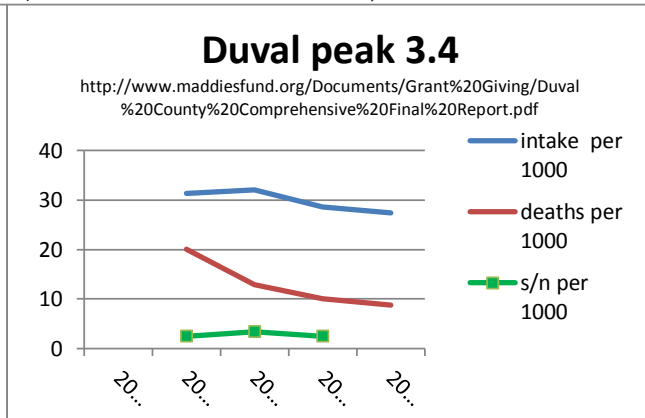
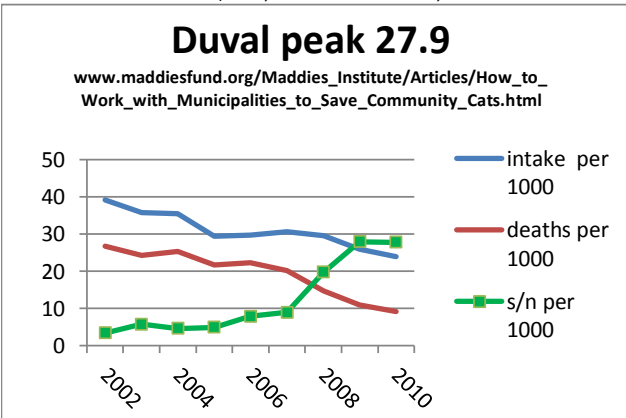


Maddie's® Spay/Neuter Project in Duval County, Florida

Date: 2008 - 2010

\$342,838 5,501

\$62.32 864,263 2 3.18



Maddie's® Spay/Neuter Project in Northern Nevada

Date: 2008 - 2009

\$431,188 4,334

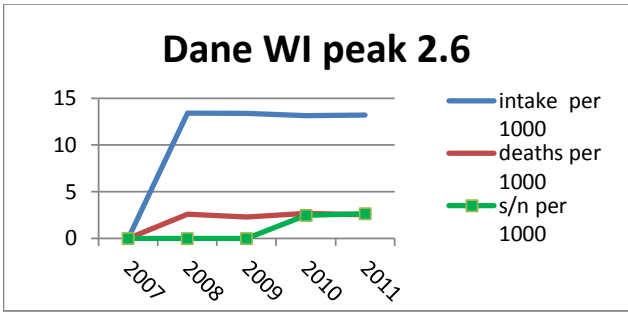
\$99.49 2493290 1 1.74

Maddie's® Spay/Neuter Program for Feral Cats and Low-Income Residents in Dane County, Wisconsin

Date: 2001-2005

\$355,860 6,965

\$51.09 463,826 2 7.51



Maddie's® Spay/Neuter Project in Texas

\$367,794 5,972 \$61.59

Date: 2002-2003

25,145,561 1 0.24

Maddie's® Big Fix for Alabama

\$2,384,414 36,046 \$66.15

Date: 2000-2003

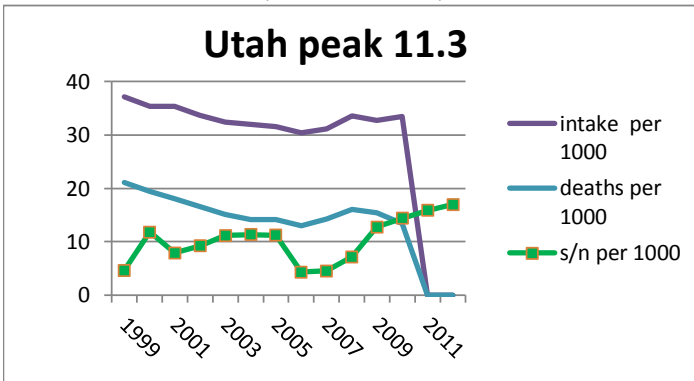
4,779,736 3 2.51

Maddie's® Spay/Neuter Program in Utah

\$262,765 5,110 \$51.42

Date: 2002-2003

2,763,885 1 1.85



California Veterinary Medical Association's Pet Altering Program for Low-Income Caregivers

\$2,408,178 37,891 \$63.56

Date: 2001-2002

California Veterinary Medical Association's Feral Cat Altering Program

\$9,479,099 170,334 \$55.65

Date: 1999-2002

California Veterinary Medical Association's Low-Income Cat Altering Program

\$920,666 16,517 \$55.74

Date: 2000-2001